



Images and Models of the Epsilon Aurigae System

Brian Kloppenborg



Robert Stencel, John Monnier, Gail Schaefer,
Ming Zhao, Fabien Baron, Hal McAlister, Theo ten Brummelaar,
Xiao Che, Chris Farrington, Ettore Pedretti, PJ Sallave-Goldfinger,
Judit Sturmann, Laszlo Sturmann, Nathalie Thureau
Nils Turner, Sean M. Carroll



LESIA



Observatoire
de la CÔTE d'AZUR

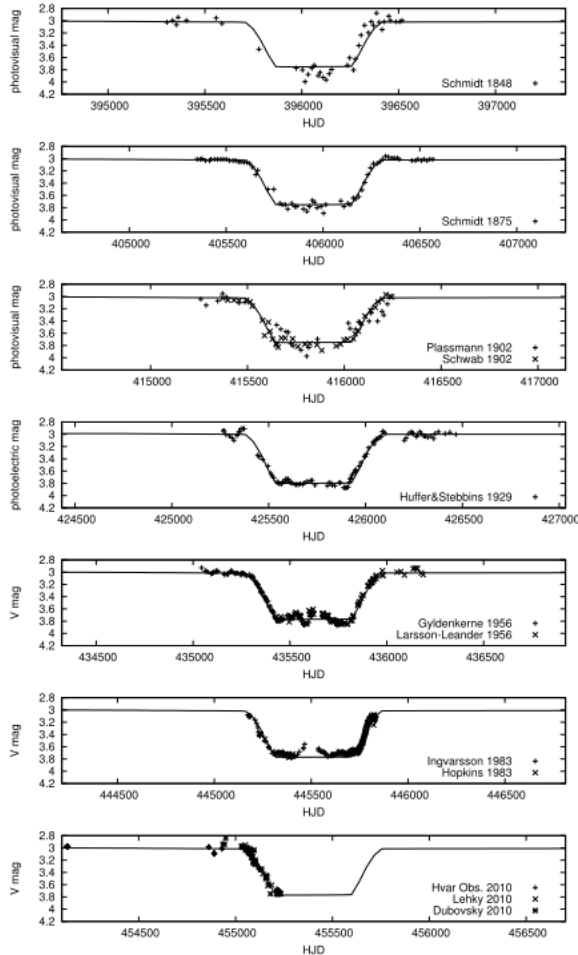


Outline

- Introduction to eps Aur
- Images
 - Artifact Discussion
 - All 9 in-eclipse epochs
- Model Fitting
- Future Work



Pre-Eclipse Understanding



- Discovered in 1821
- 27.1 Year Period
- Confirmed 1903

Explaining The Eclipses

- Hyperionized IR Star
- Black Hole

Chadima (2010)

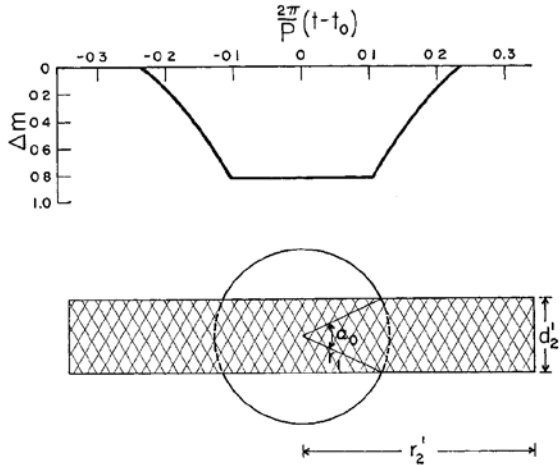


LESIA

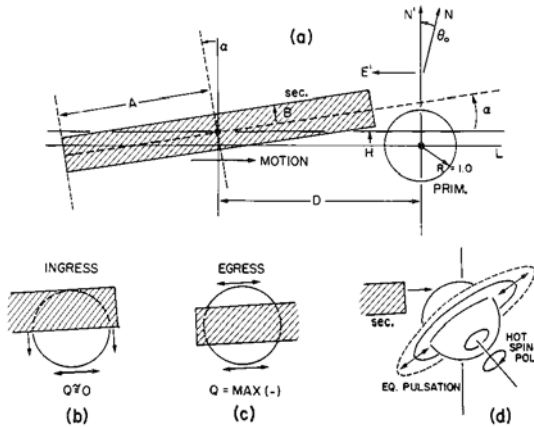


Observatoire de la CÔTE d'AZUR

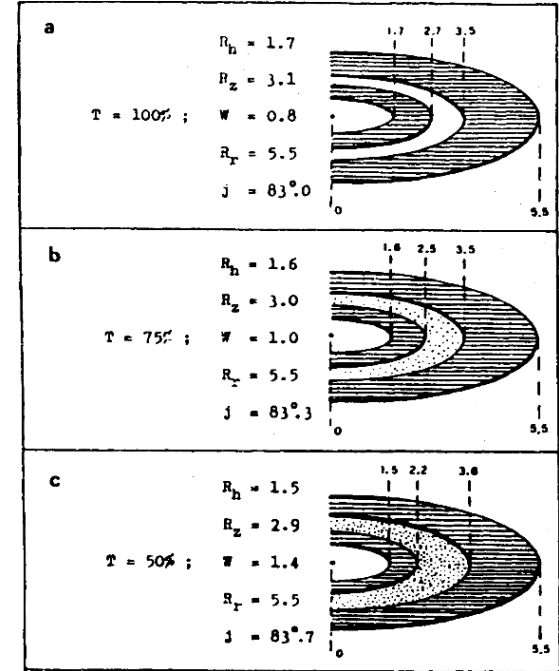
Pre-Eclipse Understanding



Huang (1965)



Kemp (1986)



Ferluga (1990)

1965: Block of Opaque Material

1986: Block is tilted

1990: Disk consists of rings of material, is also highly inclined.

Evolutionary Scenarios

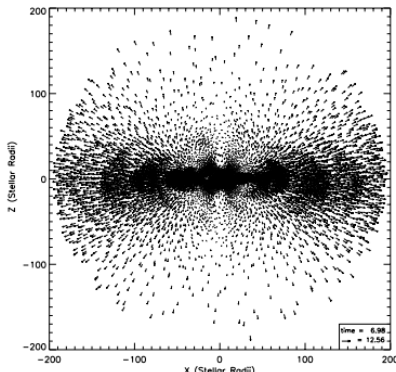


FIG. 17a

Mastrodemos (1999)

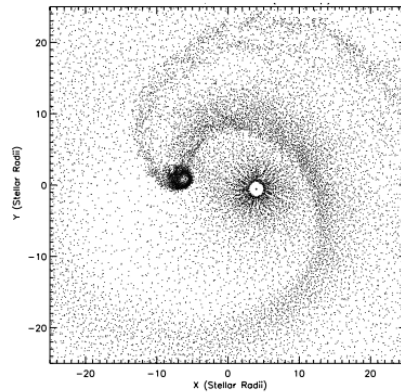


FIG. 17b

27.3 yr Period
 12 AU separation
 2.6 E-5 M/yr

Supergiant

- F-star ~15 M
- Disk+Star ~15 M

Post-AGB

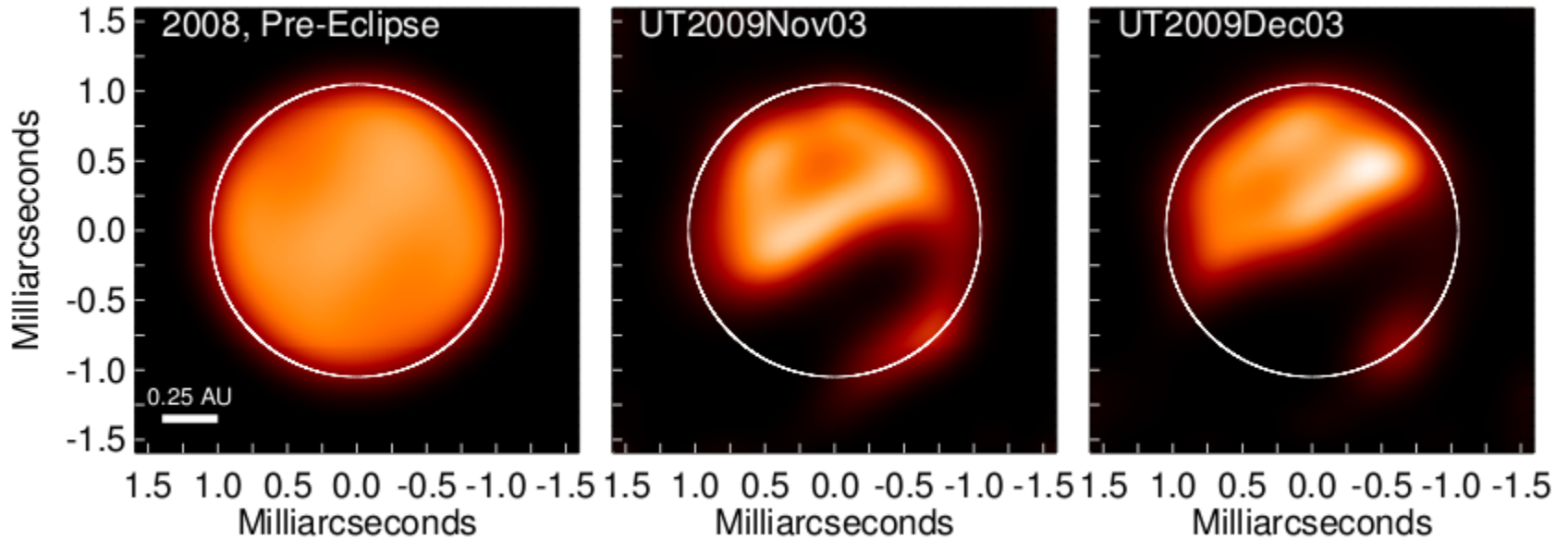
- F-Star ~4 M
- Disk + Star 6-7

RGB

- New, not fully

Ingress Imaging


Epsilon Aurigae Eclipse (CHARA-MIRC)



Ingress Imaging of epsilon Aurigae. Kloppenborg et. al. 2010



Potential Artifacts



Artifact Discussion

	Data w/ BS MEM	Best Fit Model	Sampled Model w/ BS MEM
2010-09			
2010-11			

Likely Artifacts:


- Bright Spots along equator
- Bright spot at North Pole
- Dark alias in northern hemisphere
- Scalloped Edge of disk

Not Artifacts:

- Southern Pole

Undecided:

- Straight Edges on F-star





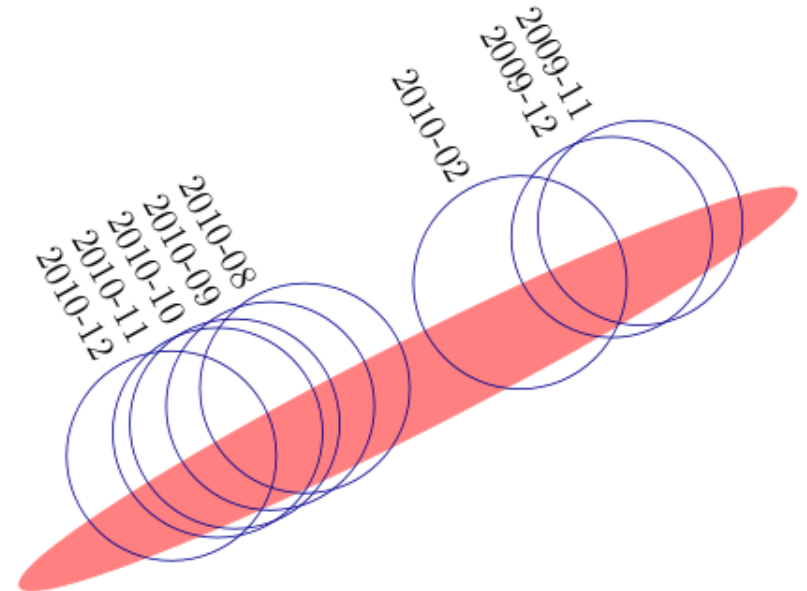
Single Epoch Model Fitting

Date	MJD	F-Star		Disk		Reduced Chi2
		LDD (mas)	Semi-Minor Axis (mas)	Smoothing Coefficient		
2009-11	55138	2.304		0.417	0.221	2.38
2009-12	55168	2.257		0.489	0.240	7.59
2010-02	55243	2.398		0.550	0.240	2.39
2010-08	55430	2.353		0.536	0.270	9.21
2010-09	55462	2.340		0.508	0.232	3.60
2010-10	55492	2.358		0.523	0.240	3.22
2010-11	55504	2.354		0.570	0.233	5.28
2010-12	55543	2.364		0.562	0.403	4.67





Silhouette



*figure manually adjusted from initial orbital fit



Multi-Epoch Model Fitting

- Starting Simple (2D):
 - Rectangle, Ellipse
- More Complicated (3D projected to 2D):
 - Torrid, Lopsided Torrid
 - YSO / Debris Disk
- But, these require an orbital solution....



Current solutions don't work

$$\Omega \sim 92 \pm 3 \text{ (VdK)}$$

$$\omega = 39.2 \text{ (Stefanik)}$$



$$i = 89-90$$

$$T \sim 27.1 \text{ yr (Stefanik)}$$

$$e = 0.227 \pm 0.011 \text{ (Stefanik)}$$

$$\tau \sim 2,454,515 \text{ (Stefanik)}$$

$$a \sin(i) \sim 1800 \text{ E9 km (Stefanik)}$$

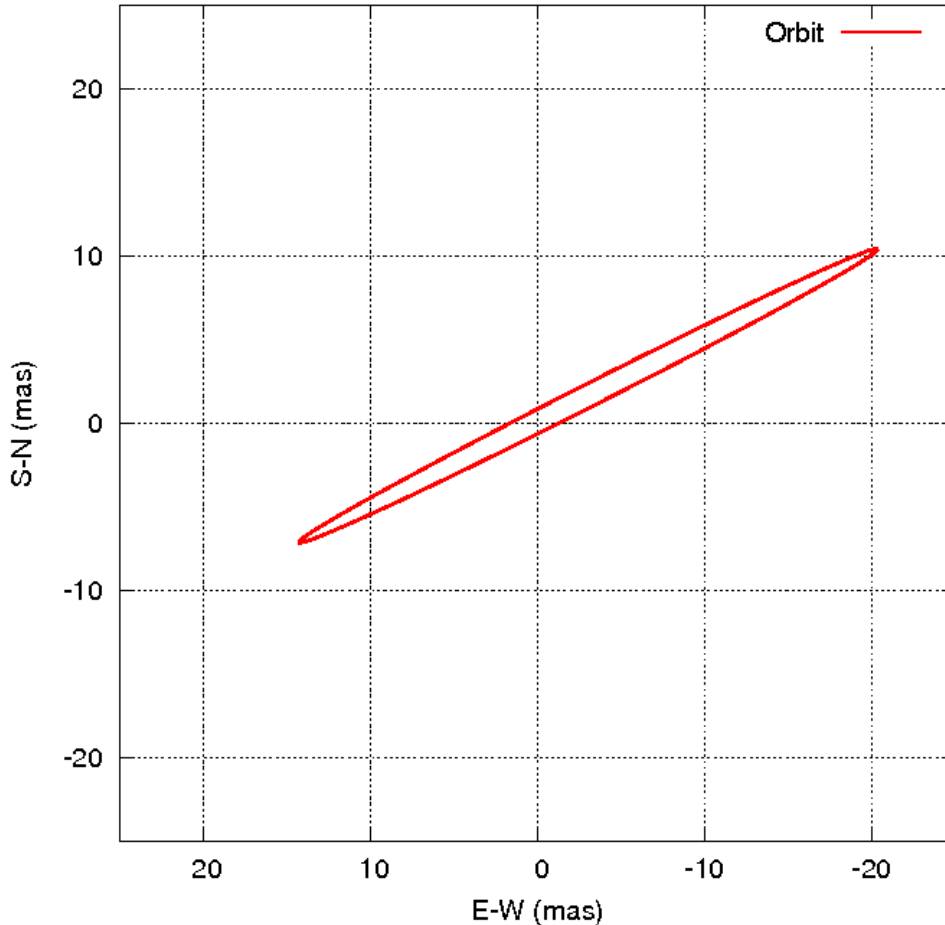


Current
Orbital
Solution



Towards a new orbital solution

F-star Orbit (implied by interferometry)



Simultaneously Fit

- Astrometry
- Radial Velocity
- Interferometry

Constraining Results:

$\Omega \sim 110$ (from CHARA)

$\omega = 39.2$ (from RV)

$i = 89-90$

$e = 0.227 \pm 0.011$

$T \sim 27.1$ yr

$\tau \sim 2,454,515$

$a_1 \sin(i) \sim 1800 \text{ E9 km}$

$\alpha_1 = ?, a_2 = ? \alpha_2 = ?$


$d = ?$

RV data from
Stefanik et al. 2010
Chadima et al. 2010





Back to Astrometry



Sproul Observatory:

1051 Plates

301 Nights